



Elevating your lighting without compromising on function or budget, the **QoraLux Companion Switch** is a cost-effective solution to expand 3-way lighting control seamlessly across multiple locations.

KEY BENEFITS

- Cost-effective solution to expand 3-way lighting control across X number of locations
- Compatible with **QoraLux Smart Dimmer**, **0-10V Smart Dimmer**, **Smart Switch**, and **6-Button Keypad Dimmer**
- Optimized for new construction or retrofits, 120 V applications
- Decora-style with convenient screw terminals, designed for easy installation in standard gang boxes
- Sleek, screwless face plates (sold separately)

SPECIFICATIONS

Electrical

Power input	120 VAC/60 Hz
-------------	---------------

Mechanical/Environmental

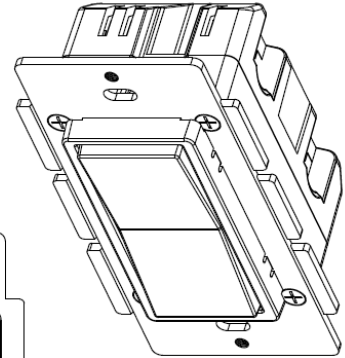
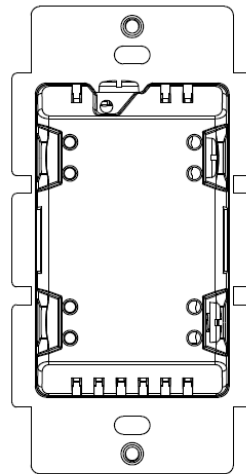
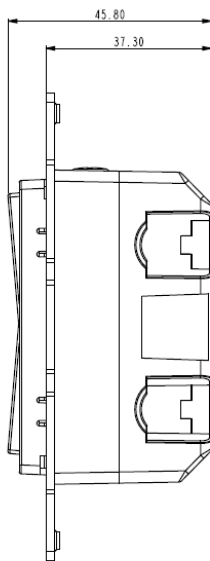
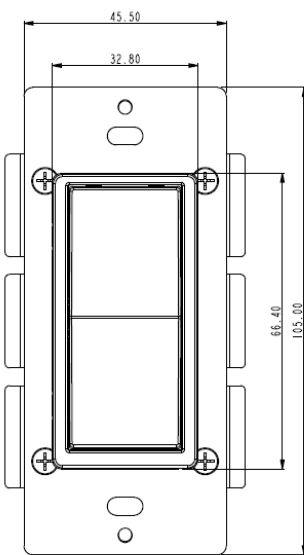
Dimensions	4.125 in x 1.5 in x 1.25 in (HxWxD)
Operating temperature	32 to 104 °F (0 to 40 °C)
Weight	0.16 lb

Installation

Mounting	1-gang mountable in a 3-1/2 in deep electrical box
Wall plates	1-gang wall plate: QWP1G-01-WH 2-gang wall plate: QWP2G-01-WH

Compatible Products

6-Button Keypad Dimmer	QK6APD-01
Smart 0-10V Dimmer	QZ10D-01
Smart Dimmer	QAPD-01
Smart Switch	QSS-01

**LEGAL**

Input: 120 VAC 60 Hz
Model:WA-100
FOR INDOOR USE ONLY